



Car Wheel Aligner

Car Wheel Aligner

Model: VDP-S2

Brand : Fasep

MIRRORS

Pointable mirrors to ease the entrance and the positioning of the vehicle on the lift/pit.

MONITOR 42"

High resolution 42" LCD retractable display.

REMOTE CONTROL

Infrared remote control.



LED LIGHT

Two LED lights illuminate the work area.

Scenic displays.

Working console.

SIDE CABINETS

Two side cabinets where can be stored accessories such as sensors which take place on the battery charger located inside.

PRINTER & PC

A4 laser printer and powerful personal computer located in a protected position.

If what you want is to impress your customers, VDP-S2 is always the right choice. Nothing better around. The new scenic cabinet offers a wide display area with a 42" retractable monitor and impressive side cabinets with top led lights. PC and printer is stored protected and plenty of storage volume is available for accessories and tools.

Note:

- Above all picture for reference only
- Any changer/alterations of the technical features /specification and appearance of the above products are subject to change (if the manufacturer thinks necessary) without notice given by our company.

Technical Features

- Power supply 200-240V 50-60Hz
- Power Source max 500 W
- Wheel diameter Cars 10-21" - Trucks 17-26"
- Measuring Accuracy 0,01° 0,1mm
- MEASURING RANGE
- Total toe $\pm 10^\circ$
- 1. Single toe $\pm 5^\circ$
- 2. Camber $\pm 12^\circ$
- 3. Caster $\pm 30^\circ$
- 4. Lock angle $\pm 40^\circ$
- Personal Computer 2Ghz, 4GB Ram, 1GB, Windows XP Professional o Windows 7
- Monitor / Video 42" LCD
- External interface USB
- Max weight on turntables
- 1. Car's light duty 750kg
- 2. Car's heavy duty 1000kg
- 3. Truck's heavy duty 3500kg



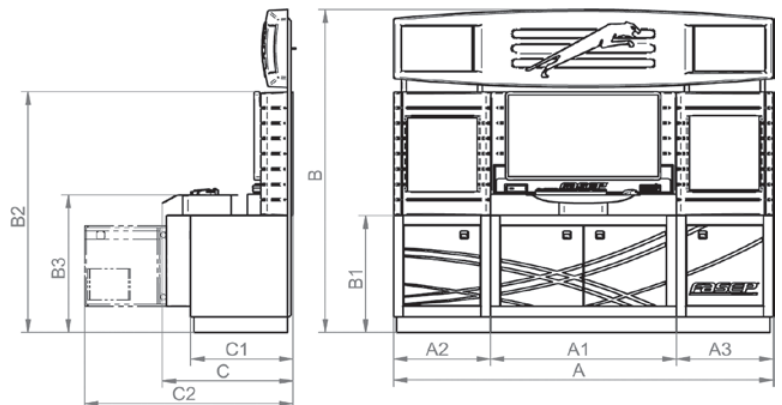
Measures

- Dimensions
- A: 2350 mm; A1: 1150 mm; A2: 600 mm; A3: 600 mm; B: 2070 mm;
- B1: 750 mm; B2: 1545 mm; B3: 885 mm;
- C: 810 mm; C1: 635 mm; C2: 1300 mm
- Packing (1/2) mm 1400 x 1130 x 1900 h
- Packing (2/2) mm 2400 x 550 x 220 h
- Weight (1/2)
- Gross: 311 kg - net: 263 kg
- Weight (2/2)
- Gross: 32 kg - net: 22 kg



Possible Measurement

- Total Toe
- Single Toe RH and LH
- Thrust angle (automatic compensation)
- Camber
- Caster
- Direct Regulation of Caster
- King Pin
- Simultaneous adjustment Toe
- Camber-Caster
- Toe - out - on - turns
- Lock angle (Max)
- Run-out (automatic compensation)
- Included angle




Note:


- Above all picture for reference only
- Any changer/alterations of the technical features /specification and appearance of the above products are subject to change (if the manufacturer thinks necessary) without notice given by our company.




LATEST AUTOMOTIVE TECHNOLOGY SDN. BHD. 200401037132(675643-X)

 No.50&50-A, Jalan Seri Rama, Taman Muzaffar Shah,
Ayer Keroh, 75450 Melaka, Malaysia.

 +606-232 8991(Tel)

 +6016-663 3131 +6019-662 8632

 +606-232 3998

 office@latest.com.my